

# SPECIFICATIONS

## DESCRIPTION:

High output adjustable LED accent fixture. Suitable for wet/damp/dry location installations.

## MATERIAL:

Standard overall material is 6061 aluminum.

## FINISH:

- AA - Anodized Satin Aluminum
- AP - Powder Coat Aluminum
- BK - Powder Coat Black
- BZ - Powder Coat Bronze
- WT - Powder Coat White

## LED OPTIONS:

Integral high output Xicato LED module.

LED Output

L40 - 16.5W, 700mA, 1700 Lumens

L50 - 26W, 1050mA, 2400 Lumen

Color Temperature CCT

27 - 2700K CCT

30 - 3000K CCT

35 - 3500K CCT

40 - 4000K CCT

Reflector, Field Replaceable

NSP - Narrow Spot, 10°

NF - Narrow Flood, 20°

FL - Flood, 40°

WFL - Wide Flood, 60°

## VOLTAGE:

Requires LED driver, leading edge/trailing edge dimmable (120V only) constant current remote LED Driver included. Dimmable for 120V only. See driver options.

120-277 - 120-277V LED driver

## DRIVER OPTIONS:

Fixture includes HL-RD remote LED driver enclosure (3R rated stainless steel enclosure) standard. Driver options available in place of HL-RD for direct burial, surface and wall mounting available.

H-POD-LED-L40 - Remote direct burial driver.

H-POD-LED-L50 - Remote direct burial driver.

HLD-CBB-L40 - Composite burial box for driver w/fixture mount.

HLD-CBB-L50 - Composite burial box for driver w/fixture mount.

SMED-L40 - Surface mount driver canopy.

SMED-L50 - Surface mount driver canopy.

WMED-L40 - Wall mount driver canopy.

WMED-L50 - Wall mount driver canopy.

## MOUNTING:

Fixture is designed with a 1/2-NPS adjustable mounting stem.

## OPTIONS:

Glare shield

GL-30 - Angled, aluminum

GL-31 - Straight, aluminum

Lenses/Louvers/Color Filters

LA-1-30 - Hexcell Louver (Black)

LA-2-30 - Prismatic lens

LA-3-30 - Linear spread lens

LA-4-30 - Soft focus lens (diffused)

LA-5-30 - Moonlight lens

LA-6-30 - Blue lens

See fixture accessories for more information.

## SAMPLE ORDER SPECIFICATION:

HL-925-BZ-L50-30-FL-120-277-SMED-L50

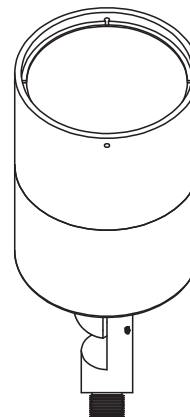
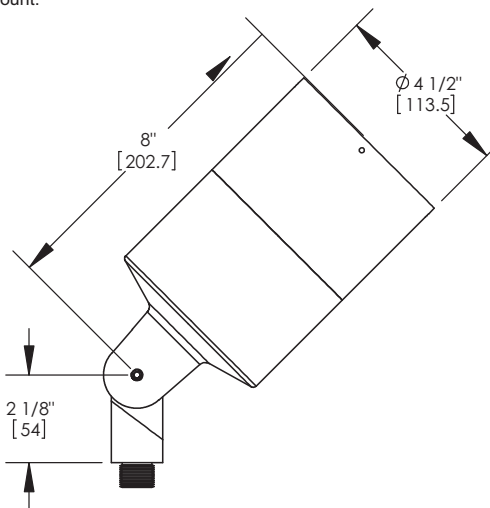
## RATING:

Wet/damp/dry location.



Intertek

MADE IN THE USA



ORDER SPECIFICATION: \_\_\_\_\_ - \_\_\_\_\_ - \_\_\_\_\_ - \_\_\_\_\_ - \_\_\_\_\_  
 Fixture Finish Lamping Voltage Options/Access.

PROJECT:

APPROVED:

NOTE:

TYPE:



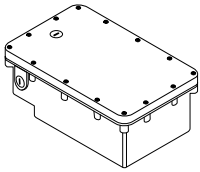
HEVI LITE, INC.

9714 Variel Ave, Chatsworth, CA 91311  
 Tel., (818) 341-8091 - Fax (818) 998-1986  
 Web Site <http://www.hevilite.com>

CATALOG NUMBER:

**HL-925**

## **L30, L40, & L50 Driver Options**



### **HLD-CBB-L\*\***

Direct burial composite enclosure with (1)LED driver and (1)fixture mount location.

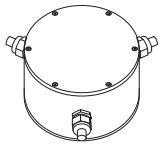
Enclosure comes standard with junction compartment and anti-siphon chamber ensures no water can enter the main housing.



### **H-POD-L\*\***

Direct burial LED Driver pod with (1) driver. Pod is equipped with moisture-lock cords to prevent water wicking.

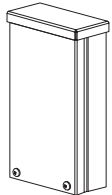
Suitable for wet/damp/dry location installation.



### **H-POD-L\*\*-2X**

Direct burial LED Driver pod with (2) LED drivers. Pod is equipped with moisture-lock cords to prevent water wicking.

Suitable for wet/damp/dry location installation.

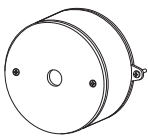


### **HL-RD-L\*\***

3R rated rain tight stainless steel enclosure with (1) LED driver. Suitable for wet/damp/dry location installations.

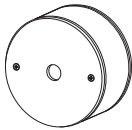
### **HL-RD-2X-L\*\***

3R rated rain tight stainless steel enclosure with (2) LED drivers. Suitable for wet/damp/dry location installations.



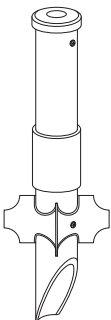
### **SMED-L\*\***

Surface mount canopy with (1) LED driver, for (1) fixture. Suitable for wet/damp/dry location installations.



### **WMED-L\*\***

Wall mount canopy with (1) LED driver, for (1) fixture. Suitable for wet/damp/dry location installations.



### **GM-9-L\*\***

LED driver in PVC landscape post/mounting spike for ground mounting applications.

Suitable for wet/damp/dry location installations.